



Market Quick Glance - Negative Numbers in Parentheses **Updated Daily**

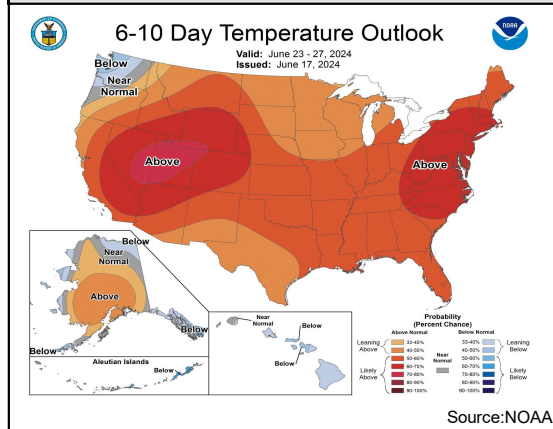
Gas (0.093) \$2.788	Winter Gas (0.052) \$3.65	Crude 1.88 \$80.33	Heating 0.0119 \$2.48	Gasoline 0.0473 \$2.45	DJIA 188.94 38,778.10	NASDAQ 168.14 17,857.02	S&P 500 41.63 5,473.23	Gold (19.00) \$2,312.40
---	---	--	---	--	---	---	--	---

News and Analysis **Updated Daily**

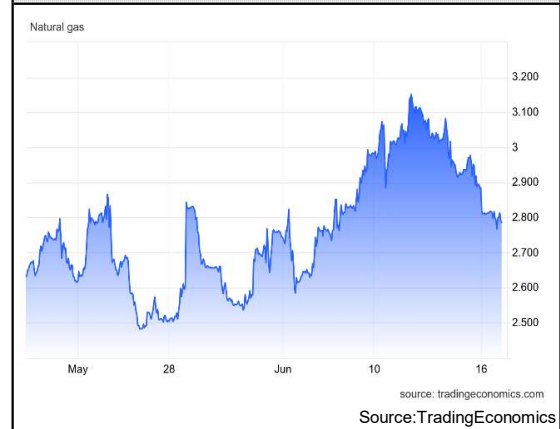
ROBUST PRODUCTION CONTINUES TO WEIGH ON PRICES

Natural gas prices fell today despite above normal temperatures across much of the country. Prices are reacting to the announcement that the Mountain Valley Pipeline became operational late last week. The added production weighs on supply concerns and overshadows the hot weather. The southern and eastern regions of the U.S. will see high temperatures ranging from the upper 80's to the 100's. However, the Northwest and Northern Plains will see below normal temperatures due to an active storm system.

6 to 10 Day Forecast **Issued Daily**



One Month Market Trend Chart **Issued Daily**



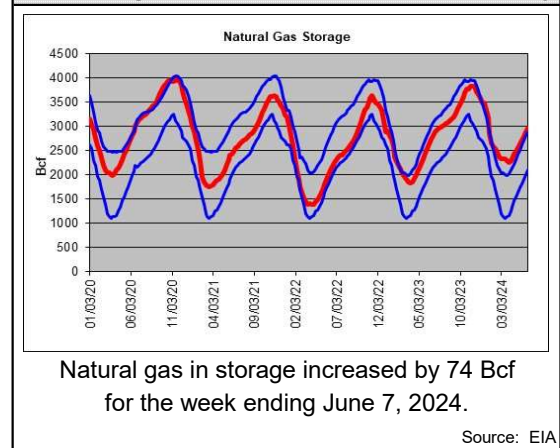
Energy Price Comparisons **Updated Daily**

Price Comparisons for Major Energy Sources

Energy Source	Price	Price / MMBtu
Natural Gas Front Month	\$2.788	\$2.788
#2 Heating Oil	\$2.483	\$17.924
Propane	\$0.755	\$8.264
Electricity	\$32.250	\$9.452
Gasoline	\$3.551	\$29.510
Diesel Fuel	\$3.658	\$26.627

As of the market's last close, natural gas remains your best energy value.

Gas Storage **Updated Weekly**



Information contained in this report is for discussion purposes only. Nothing contained herein may be interpreted as an offer by IMGA, nor by any of its partners, affiliates, or sources listed herein, to buy or sell natural gas or other commodities at the prices indicated. This information is provided as a general indication of market trends, not as a specific offer to buy or sell.

NYMEX Natural Gas Settle For June 17, 2024

Month	Latest	2 month	3 month	4 month	5 month	6 month	9 month	12 month
Jul-24	\$ 2.788	\$ 2.828	\$ 2.835	\$ 2.858	\$ 2.943	\$ 3.074	\$ 3.299	\$ 3.279
Aug-24	\$ 2.867	\$ 2.858	\$ 2.881	\$ 2.981	\$ 3.131	\$ 3.275	\$ 3.339	\$ 3.340
Sep-24	\$ 2.849	\$ 2.889	\$ 3.019	\$ 3.197	\$ 3.357	\$ 3.435	\$ 3.374	\$ 3.397
Oct-24	\$ 2.928	\$ 3.105	\$ 3.313	\$ 3.484	\$ 3.552	\$ 3.531	\$ 3.428	\$ 3.451
Nov-24	\$ 3.281	\$ 3.505	\$ 3.669	\$ 3.709	\$ 3.651	\$ 3.568	\$ 3.493	\$ 3.505
Dec-24	\$ 3.729	\$ 3.863	\$ 3.851	\$ 3.744	\$ 3.626	\$ 3.551	\$ 3.522	\$ 3.553
Jan-25	\$ 3.997	\$ 3.912	\$ 3.749	\$ 3.600	\$ 3.515	\$ 3.485	\$ 3.498	\$ 3.597
Feb-25	\$ 3.827	\$ 3.625	\$ 3.468	\$ 3.395	\$ 3.383	\$ 3.406	\$ 3.451	\$ 3.641
Mar-25	\$ 3.423	\$ 3.288	\$ 3.250	\$ 3.272	\$ 3.321	\$ 3.358	\$ 3.454	\$ 3.680
Apr-25	\$ 3.153	\$ 3.164	\$ 3.221	\$ 3.296	\$ 3.345	\$ 3.372	\$ 3.547	\$ 3.707
May-25	\$ 3.175	\$ 3.255	\$ 3.344	\$ 3.393	\$ 3.416	\$ 3.442	\$ 3.699	\$ 3.726
Jun-25	\$ 3.335	\$ 3.428	\$ 3.466	\$ 3.476	\$ 3.496	\$ 3.555	\$ 3.823	\$ 3.746
Jul-25	\$ 3.521	\$ 3.532	\$ 3.523	\$ 3.536	\$ 3.599	\$ 3.709	\$ 3.869	\$ 3.766
Aug-25	\$ 3.542	\$ 3.524	\$ 3.541	\$ 3.619	\$ 3.747	\$ 3.877	\$ 3.854	
Sep-25	\$ 3.506	\$ 3.540	\$ 3.644	\$ 3.798	\$ 3.944	\$ 4.001	\$ 3.839	
Oct-25	\$ 3.574	\$ 3.714	\$ 3.896	\$ 4.053	\$ 4.100	\$ 4.042	\$ 3.847	
Nov-25	\$ 3.853	\$ 4.057	\$ 4.213	\$ 4.232	\$ 4.136	\$ 4.011		
Dec-25	\$ 4.260	\$ 4.393	\$ 4.358	\$ 4.207	\$ 4.042	\$ 3.936		
Jan-26	\$ 4.526	\$ 4.407	\$ 4.189	\$ 3.988	\$ 3.871	\$ 3.822		
Feb-26	\$ 4.288	\$ 4.020	\$ 3.808	\$ 3.708	\$ 3.681			
Mar-26	\$ 3.752	\$ 3.569	\$ 3.514	\$ 3.530				
Apr-26	\$ 3.385	\$ 3.396	\$ 3.456					
May-26	\$ 3.406	\$ 3.491						
Jun-26	\$ 3.576							

Winter Strip in Bold Print on Shaded Background

Source: NYMEX

Regional Spot/Cash Prices for June 17, 2024

ANR-SW	\$1.7900
Panhandle	\$1.8100
Southern Star	\$1.7800
Chicago Citygates	\$2.0200
Demarc NNG	\$1.8900
NGPL - TxOk	\$2.1750
TETCO - ETX	\$2.3000
Henry Hub	\$2.7350
TETCO - ELA	\$2.3600
Trunkline, Zone 1A	\$2.0350

Natural gas spot prices (Henry Hub)
dollars per million British thermal units

Source: Natural Gas Intelligence

Source: ICE

Have you checked out these IMGA programs? Call 217-438-4642 for details!

<p>MAPS</p> <p>Sign up now for our Monthly Automated Payment System</p>	<p>MarketEDGE</p> <p>Multi-year Rolling Purchase Program for IMGA Members</p>	<p>www.imga.org</p> <p>A web full of information!</p>
--	--	--